

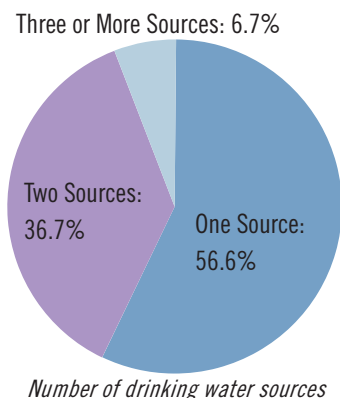


### Select Water, Sanitation & Hygiene (WASH) Indicators

PMA2020 uses innovative mobile technology to support low-cost, rapid-turnaround surveys to monitor key indicators for family planning and water, sanitation and hygiene (WASH). The project is implemented by local university and research organizations in 10 countries, deploying a cadre of female resident enumerators trained in mobile-assisted data collection. PMA2020/Ethiopia is led by the Addis Ababa University's School of Public Health at the College of Health Sciences (AAU/SPH/CHS), in collaboration with regional universities, the Federal Ministry of Health and the Central Statistics Agency. Overall direction and support is provided by the Johns Hopkins University Water Institute and the Bill & Melinda Gates Institute for Population and Reproductive Health at the Johns Hopkins Bloomberg School of Public Health through a grant from the Bill & Melinda Gates Foundation.

For more information on PMA2020 please visit <http://www.pma2020.org>.

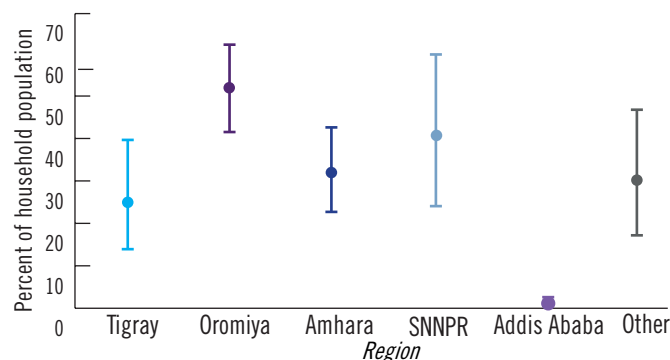
#### Number of Household Drinking Water Sources



Number of drinking water sources

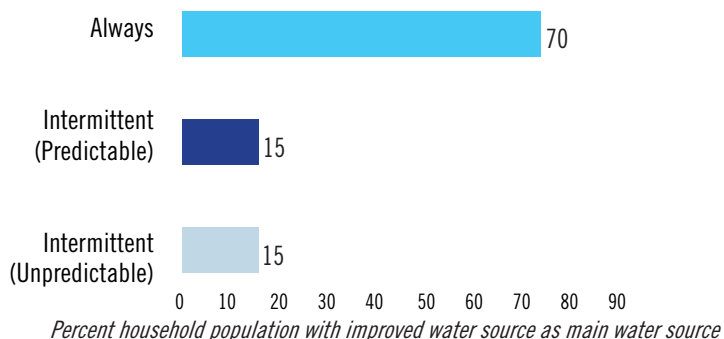
More than half of the household population relies on one source for drinking water.

#### Household Use of Unimproved Drinking Water



Household use of unimproved drinking water varies across the regions of Ethiopia. Households in the regions of Tigray, Oromiya, Amhara, and SNNPR and "Other" regions report higher use of unimproved drinking water sources than those in Addis Ababa.

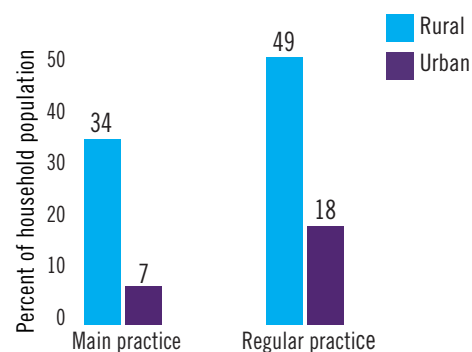
#### Reliability of Main Household Water Source



Percent household population with improved water source as main water source

Among household residents whose main water source is improved, most report it is always available

#### Open Defecation by Residence

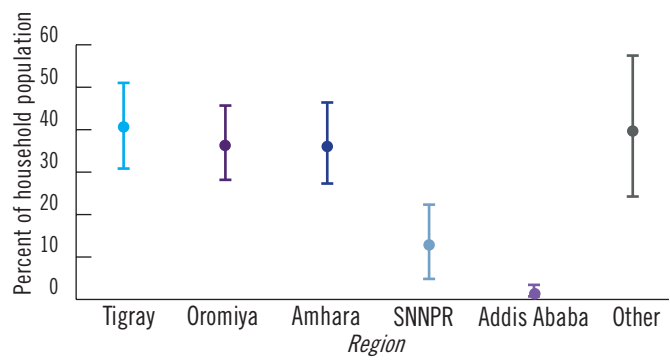


Open defecation is more common in rural than urban areas. A higher percent of the household population reports open defecation as a regular rather than main practice. Thus, the overall prevalence of open defecation practice is higher than that implied by the main practice indicator.

# PMA2015/ETHIOPIA ROUND 3

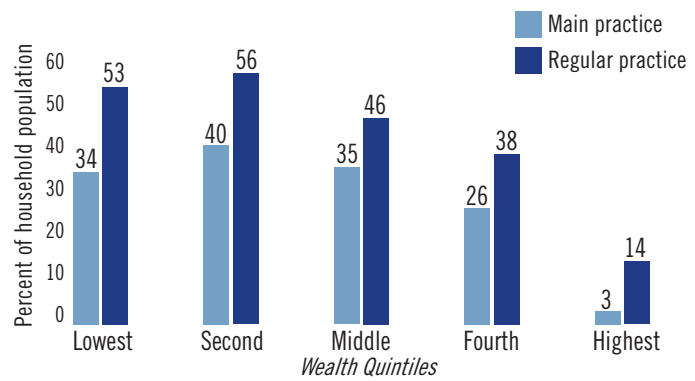
## INDICATORS FOR WATER, SANITATION & HYGIENE

### Open Defecation by Region



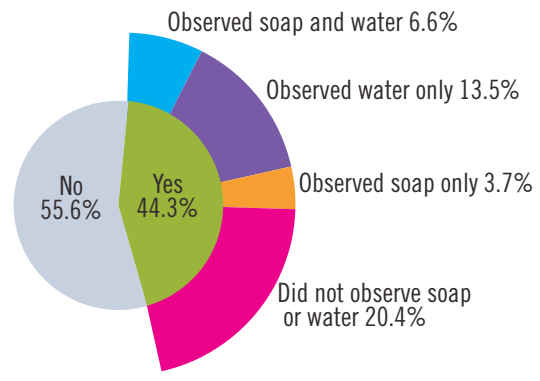
Open defecation as a main practice varies across the regions of Ethiopia. Household residents in the regions of Tigray, Oromiya, Amhara, and "Other" regions report higher practice of open defecation than those in

### Open Defecation by Household Wealth Quintile



The practice of open defecation is inversely related to household wealth. Across all wealth quintiles, the percent of the household population regularly practicing open defecation is greater than the percent reporting open defecation as their main practice.

### Household Access to Dedicated Handwashing Station



44% of household residents in Ethiopia can access a dedicated handwashing station in their households. Among households that have a dedicated handwashing station, only 6.6% had both soap and water at the handwashing station at the time of the interview.

### SAMPLE DESIGN

PMA2015/Ethiopia-R3, the third round of data collection in Ethiopia, used a two-stage cluster design with urban-rural, major regions as strata. A sample of 221 enumeration areas (EA) was drawn by the Central Statistical Agency from its master sampling frame. For each EA, 35 households and 3-6 health service delivery points (SDPs) were selected. Households were systematically sampled using random selection. Households with eligible females of reproductive age (15-49) were contacted and consented for interviews. The final sample included 7,643 households, 7,545 females and 446 SDPs (99.2%, 99.2% and 98.2% response rates respectively). Data collection was conducted between April and May 2015. The definitions of improved and unimproved water sources and sanitation facilities follows the definitions used in the 2011 Ethiopia Demographic and Health Survey.

Photo Credit: Greg Allgood (2006), Courtesy of Photoshare

